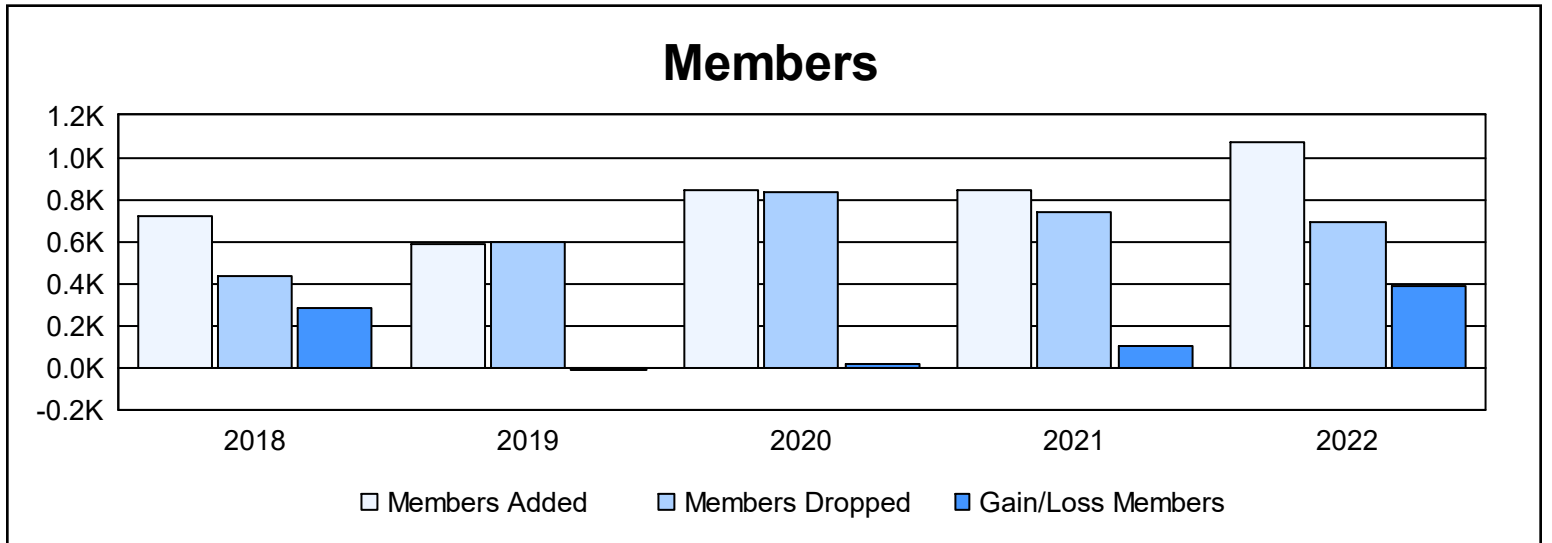
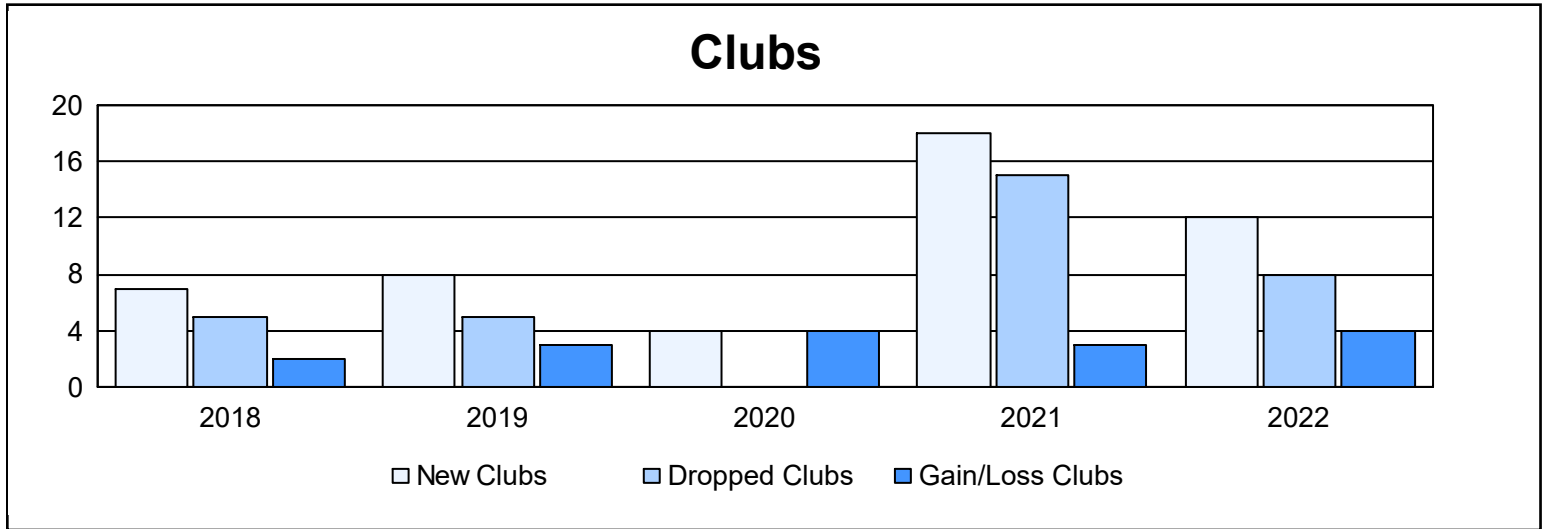
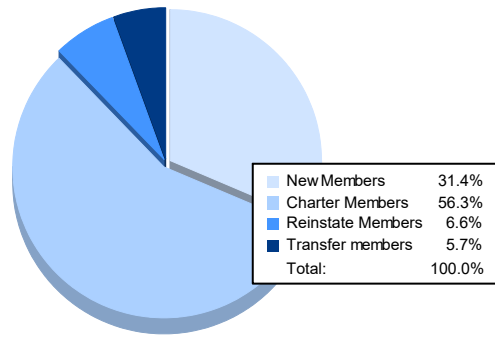


| Year | New Clubs | Dropped Clubs | Gain/ Loss Clubs | New Members | Charter Members | Reinstate Members | Transfer Members | Total Member Added | Total Members Dropped | Gain/ Loss Members |
|----------------|-----------|---------------|------------------|-------------|-----------------|-------------------|------------------|--------------------|-----------------------|--------------------|
| 2017-2018 | 7 | 5 | 2 | 506 | 193 | 20 | 0 | 719 | 434 | 285 |
| 2018-2019 | 8 | 5 | 3 | 305 | 202 | 68 | 8 | 583 | 595 | -12 |
| 2019-2020 | 4 | 0 | 4 | 295 | 295 | 254 | 1 | 845 | 832 | 13 |
| 2020-2021 | 18 | 15 | 3 | 422 | 409 | 10 | 1 | 842 | 743 | 99 |
| 2021-2022 | 12 | 8 | 4 | 338 | 606 | 71 | 61 | 1,076 | 688 | 388 |
| Average | 10 | 7 | 3 | 373 | 341 | 85 | 14 | 813 | 658 | 155 |



Membership Composition June 2022 Cumulative



Gender Composition June 2022 Cumulative

